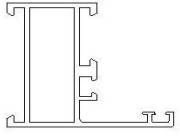
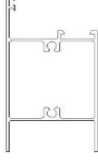


40MM JINDAL OPENABEL SERIES

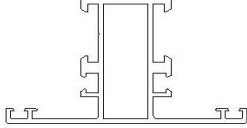
FRAME

	Section Number	P-21454
	Weight (kg /mt)	0.756

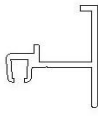
BOTTAM

	Section Number	P-21472
	Weight (kg /mt)	1.375

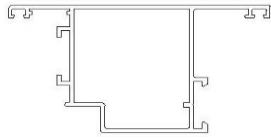
MULLION

	Section Number	P-21455
	Weight (kg /mt)	0.95

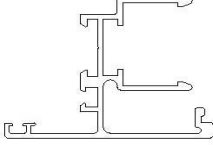
BOTTAM SEEL PROFILE

	Section Number	P-21470
	Weight (kg /mt)	0.373

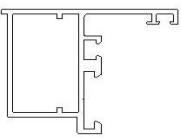
OUTSIDE SUTTER

	Section Number	P-21457
	Weight (kg /mt)	1.133

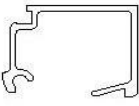
CENTER MEETING PROFILE

	Section Number	P-21469
	Weight (kg /mt)	0.901

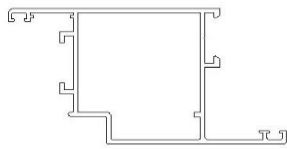
CONVERTION PROFILE

	Section Number	P-21456
	Weight (kg /mt)	0.748

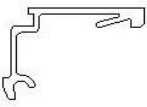
SGU BEADING

	Section Number	P-21471
	Weight (kg /mt)	0.368

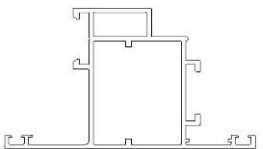
INSIDE SUTTER

	Section Number	P-21458
	Weight (kg /mt)	1.133

DGU BEADING

	Section Number	P-21471
	Weight (kg /mt)	0.368

INSIDE SUTTER

	Section Number	P-21473
	Weight (kg /mt)	1.108